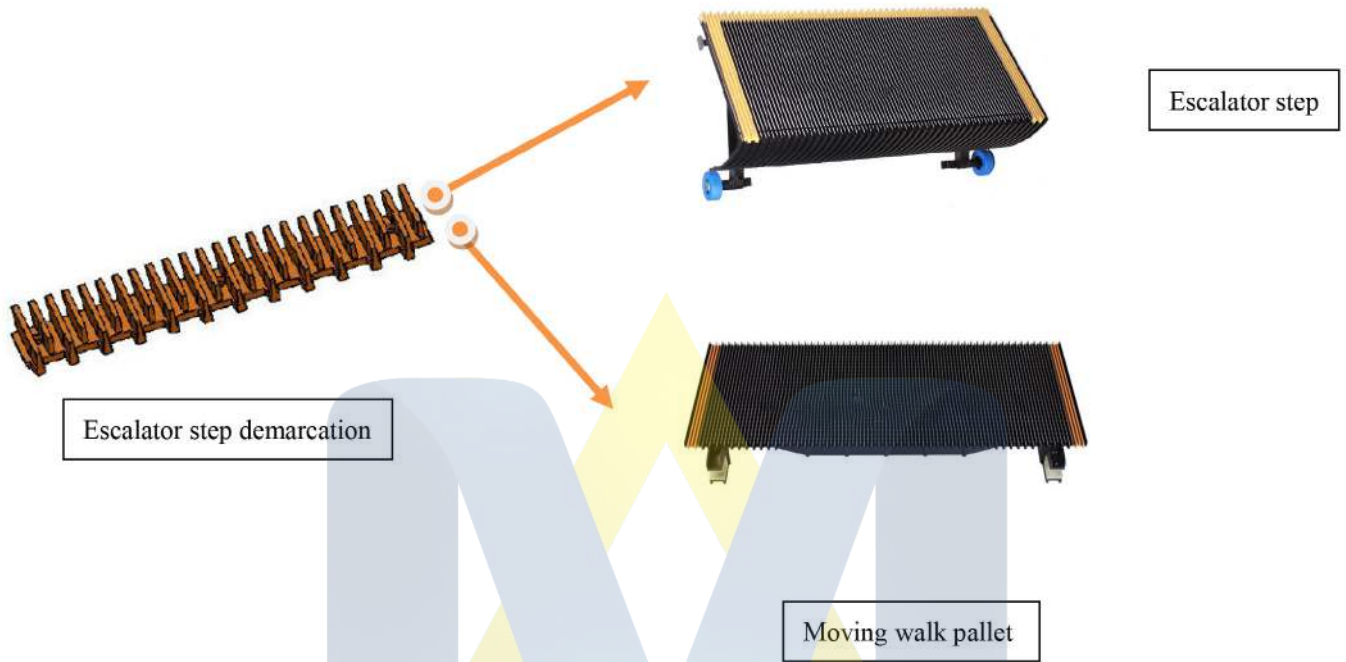



Shopping Guide of Escalator Step Demarcation

Escalator step demarcation(escalator step edge) is a part of escalator step or moving walk pallet.



So how to choice the right escalator step demarcation???


1, Pls find any part number of the escalator step demarcation.



(pls note, part number is the best way)

2, Pls provide the photos for the escalator step demarcation if it have not part number


- Sometimes the escalator step demarcation will not have the part number;
- Do not worry if there have not part number on escalator step demarcation;
- First, pls confirm the brand of the escalator, like otis, kone, schindler, hyundai, ect;
- Then pls provide the photos of the old escalator step demarcation;
- And the photos as follows:




The whole body photo;
To make sure the teeth and the color of the escalator step demarcation (this product's teeth is 17 teeth and the color is yellow)



The total length photo;
To make sure the length of the escalator step demarcation (this product's length is 153mm)



The total width photo;
To make sure the width of the
escalator step demarcation (this
product's length is 47mm)



The hole distance photo;
To make sure the hole distance of the
escalator step demarcation (this
product's hole distance is 119mm)



3, Pls provide the brand of escalator and the size of escalator step if you have not any photos of the escalator step demarcation;

