



Marga Tube

Design
Solution
Erection
Preparation
Maintenance
Installation
Running
Repair

www.margalift.com

Design by Marga lift: 2021

Marga Escalator & Moving Walk



SURFACE COATING STYLES OPTIONS



BRUSHED

GOLD
BRUSHED

MIRROR
NATURAL

MIRROR
GOLD



PERSONAL DESIGN

You can build your style with polyester paint, customizable options and accessories decorative chrome coating and modern MDF or granite marble.



CABIN CEILING COATING OPTIONS



MIRROR GOLD

BRUSHED GOLD

MIRROR NATURAL

BRUSHED (EXTINE)

MASSIVE
WOOD-1

MASSIVE
WOOD-2

MASSIVE
WOOD-3

EASY MONTAGE

It can be easily installed in the smallest areas with its structure that does not require elevator shaft and machine room.



CABIN FLOOR COATING OPTIONS



PVC-1

PVC-2

PVC-3


PVC-4



PVC-5



PVC-6



PVC-7

UNIQUE SYSTEM

It is specially designed for the smallest spaces with a unique driving system where traditional elevators are could not applied.



TECHNICAL SPECIFICATIONS

Outer Diameter : 900 mm 1100 mm 1300 mm 1500 mm

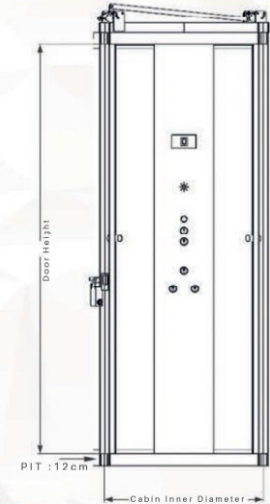
Inner Diameter : 650 mm 850 mm 1050 mm 1250 mm

Door Dimensions: 2100x500 mm 2100x500 mm 2100x650 mm 2100x800 mm

Capacity : 150 kg 225 kg 300 kg 375 kg

Speed : 0,15m/s

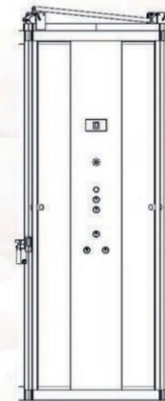
* The control system can be adjusted totman or collectively depending on the preference.



SPACIOUS

ULTRA SILENT

SPECIAL FOR YOU



CABIN CEILING- FLOORING COATING OPTIONS



AESTHETIC

DURABLE

EASY
CLEAN

LARGE INTERNAL VOLUME

Marga tube has many alternatives from oval design to square designs, does not take up space with its 950 mm outer diameter, but offers you a large cabinet space with a diameter of 700 mm.



MARGA TUBE

Marga tube offers panoramic glass or transparent unbreakable fiber carbon coating, bright and well-being areas.

It can be easily installed in the smallest areas with its structure that does not require elevator shaft and machine room.

You can safely use it day and night with its soft start and stop feature, imported motor and ultra-quiet drive.


Ultra quiet designed Tube does not create noise and vibration with its vibration absorbing components, imported motor, imported magnetic brake, and a unique driving system that provides soft start and stop.



COMFORTABLE

MODERN

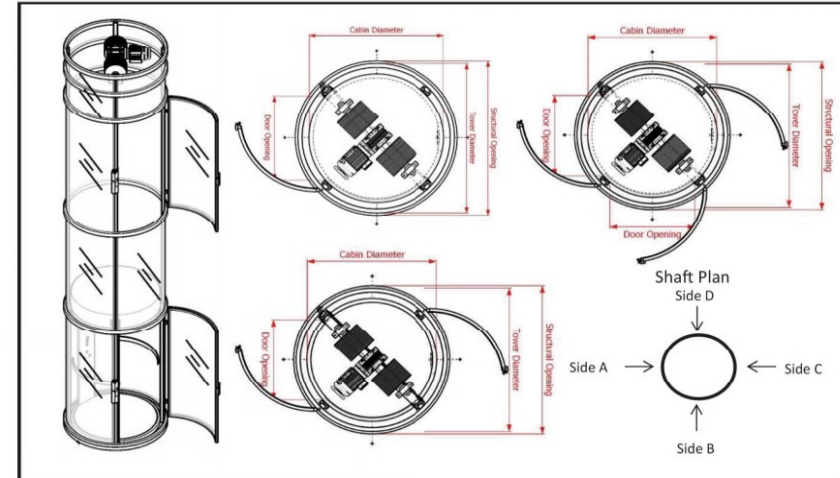
DESIGN





Marga tube & Mini Residential Elevator

Technical Specifications



MODEL	TUBE - 900	TUBE - 1100	TUBE - 1300	TUBE - 1500	TUBE - 1700
SINGLE ENTRY					
Structural Opening	850mm	1150 mm	1350 mm	1550 mm	1750 mm
Tower Diameter	900 mm	1100 mm	1300 mm	1500 mm	1700 mm
Cabin Diameter	650 mm x 2100 mm	850 mm x 2100 mm	1050 mm x 2100 mm	1250 mm x 2100 mm	1450 mm x 2100 mm
Door Opening	500 mm X 2100mm	500 mm x 2100 mm	650 mm x 2100 mm	800 mm x 2100 mm	950 mm x 2100 mm
OPPOSING ENTRY					
Structural Opening	950mm	1150 mm	1350 mm	1550 mm	1750 mm
Tower Diameter	900 mm	1100 mm	1300 mm	1500 mm	1700 mm
Cabin Diameter	650 mm x 2100 mm	850 mm x 2100 mm	1050 mm x 2100 mm	1250 mm x 2100 mm	1450 mm x 2100 mm
Door Opening	500mm X 2100mm	500 mm x 2100 mm	650 mm x 2100 mm	800 mm x 2100 mm	950 mm x 2100 mm
DIAGONAL ENTRY					
Structural Opening		1150 mm	1350 mm	1550 mm	1750 mm
Tower Diameter		1100 mm	1300 mm	1500 mm	1700 mm
Cabin Diameter					1450 mm x 2100 mm
Door Opening		500 mm x 2100 mm	650 mm x 2100 mm	800 mm x 2100 mm	950 mm x 2100 mm
GENERAL DIMENSIONS					
Load Capacity	80 kg	160 kg	250 kg	325 kg	400 kg
Headroom	2900 mm	2900 mm	2900 mm	2900 mm	2900 mm
Pit Height	100 mm	100 mm	100 mm	100 mm	100 mm

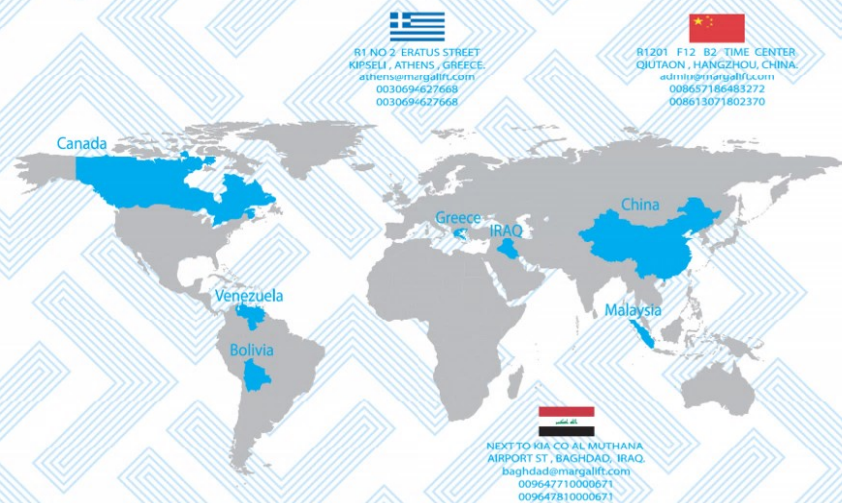
Car Type..... Cabin
 Cabin Surface..... anti-corrosion static paint or stainless steel, solid polycarbonat (4 mm)
 Cabin Security..... Fotocell, alarm system, duaфон system, fan
 Door Type..... Swing Door - Full Automatic - semi automatic
 Shaft - Structure..... anti-corrosion static paint or stainless steel, solid polycarbonat (4 mm)
 Cabin Control Pannel..... Call buttons + Emergency Stop + display + Duaфон + Alarm
 Number of Stop Max 7 stops, 28 meter
 Place of use Indoor - outdoor
 Drive System Winding Drum Engine
 Motor Power 2,2 kw - 50 Hz VVVF
 Emergency / Safety..... Safety breaks, overspeed, manual lowering, UPS battery, overload

Power Supply : 3-phase 380-400 V 50 Hz
 1-phase 230 V 50 Hz
 Speed : 0,15 m/sec

Technical Compliance
 European Machinery Directive 2006/42/EC
 European standart EN 81-41

* Has the right due to continuous product development some information or dimensions may change without notice.

STRATEGIC ARRANGEMENT OF MARKTING



Hangzhou Margalift Trading Co. Ltd.,

was established at 2014 to provide quality products in a timely manner, located in the center of national famous tourist city Hangzhou and near to the west lake. The company has been engaged in overall elevator & escalator and their accessories (including guide rail, steel wire rope, elevator light curtain, traction machine elevator safety components, such as driving wheel, chain, etc.) related to import and export business. The major markets involving the Middle East and Europe countries.

Over the years, our company has been engaged in the import and export of escalators and their accessories, and has accumulated many foreign customers to understand the needs of foreign markets. Moreover,

we have our own website for external display and sales: www.margalift.com which can help you sell and buy products abroad.

We can provide you any product, which is belonged to elevator and escalator if you need and we can prepare the good quality products with suitable prices. Looking for you to Work Together

If you are interested, we would be happy to provide you with more details.
EMAIL: admin@margalift.com



R1201 F12 B2 TIME CENTER
QIUTAON, HANGZHOU, CHINA.
admin@margalift.com
008657186483272
008613071802370



NEXT TO KIA CO AL MUTHANA
AIRPORT ST, BAGHDAD, IRAQ.
baghdad@margalift.com
009647710006671
009647810006671



R1 NO 2 ERATUS STREET
KIPSELI, ATHENS, GREECE.
athens@margalift.com
0030694627668
0030694627668